

Adding a Signature to Your Emails

By Dick Evans

Yahoo Mail

Dick

New book on Kindle <http://www.amazon.com/dp/B006QFBXOC>

Weekly Writings <http://dickevans.blogspot.com>

Tech Tips at <http://evansstuff.blogspot.com>

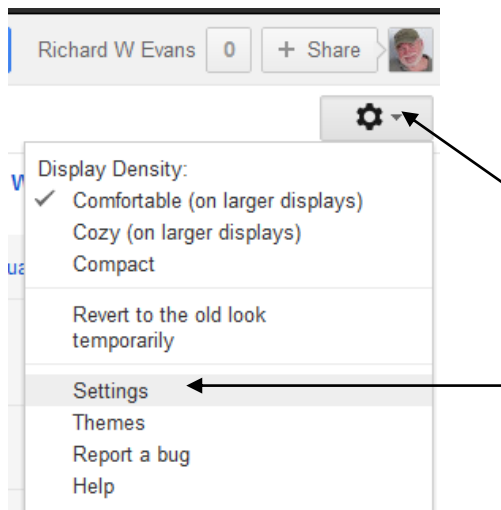
More about Dick Evans at <http://about.me/dickevans>

The above appears at the bottom of all my emails. I use Yahoo for my email and the allow either a plain text signature or a rich text formatted one which can show color and links as in mine.

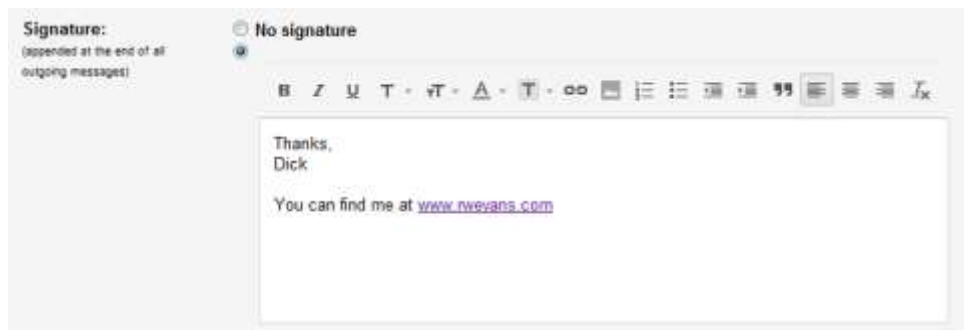
While on your Yahoo Mail page select Options > Mail Options > Signature to create yours.

Gmail

Gmail also allows a signature like Yahoo, but it can also contain an image—like your picture



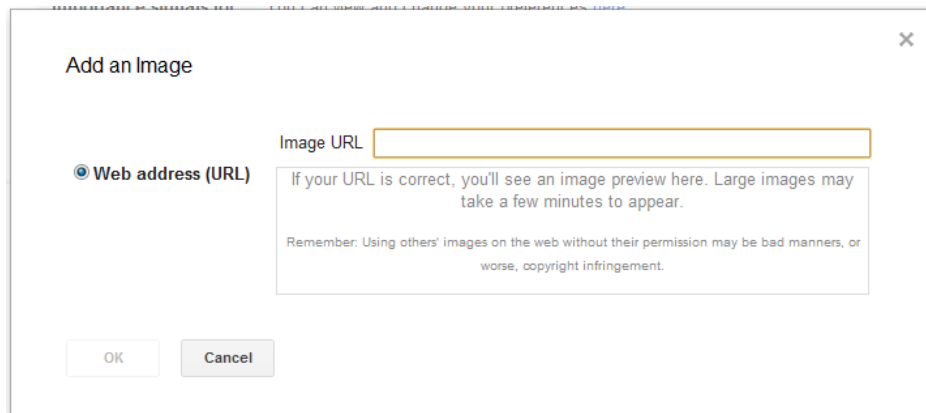
Pull down the Tools menu (down arrow next to the gear icon), then click Settings



Scroll down to the Signature section and fill in what you want to say at the bottom of all your emails—those you compose and those you reply to or forward.



To add a picture to your signature, click the image icon



This pops up the Add an Image dialog. Note the reminder at the bottom—use your own pictures and not one off of someone's Web site.

Share This Image

HTML for Websites

```
<a href="http://tinypic.com?ref=2qu0y9g
```

IMG Code for Forums & Message Boards

```
[IMG]http://i42.tinypic.com/2qu0y9g.jpg[
```

URL for E-Mail & IM

```
http://tinypic.com/r/2qu0y9g/5
```

Direct Link for Layouts

```
http://i42.tinypic.com/2qu0y9g.jpg
```



[View Full Size Image](#)

[Add to Favorites](#)

[Edit](#)

[Print](#)

[Share on MySpace](#)

How do we get an image URL? Use TinyPic to upload your picture (make it a small one so it fits on your email nicely) and then use that URL to insert here.

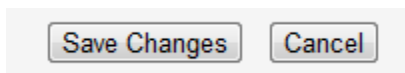


It is the Direct Link for Layouts that we copy to the dialog box in Gmail.

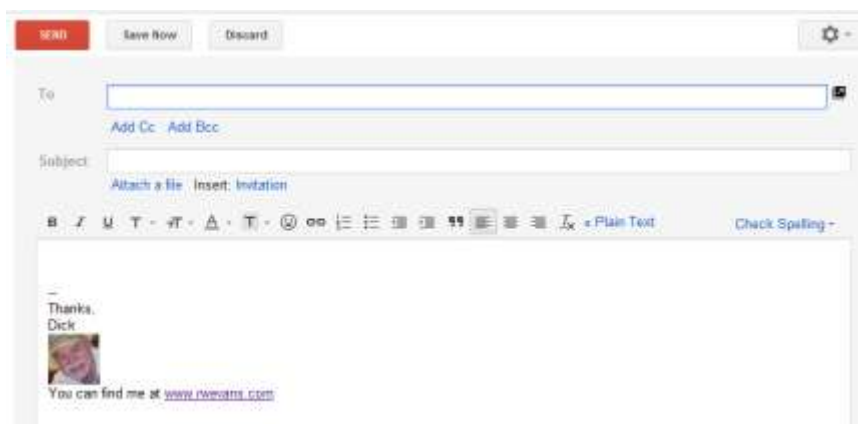
Click OK to continue.



Not done yet.



Scroll to the bottom of the page and click Save Changes.



Now, all your emails will have your signature, including your picture!